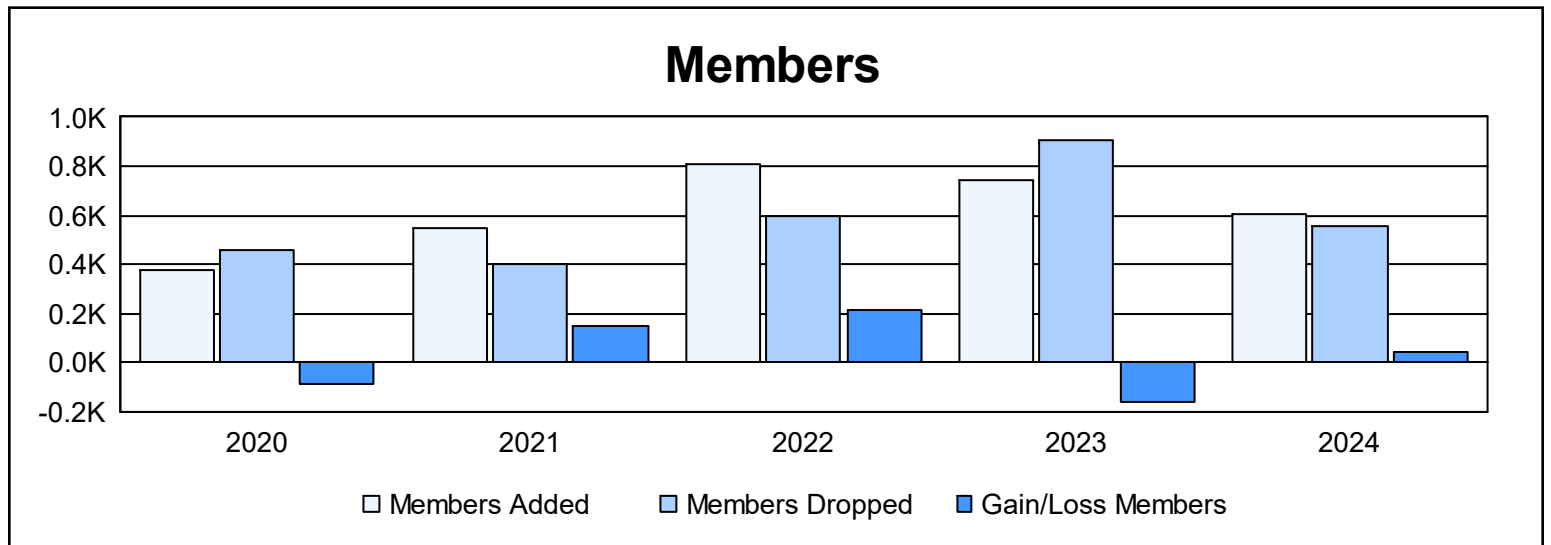
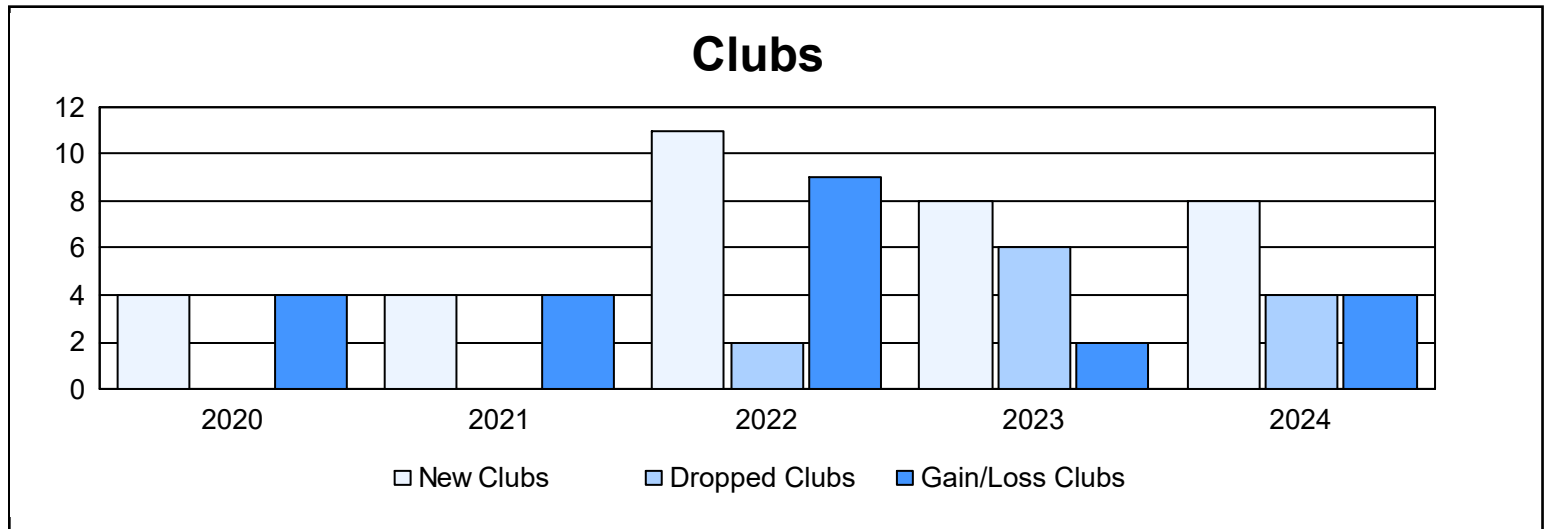
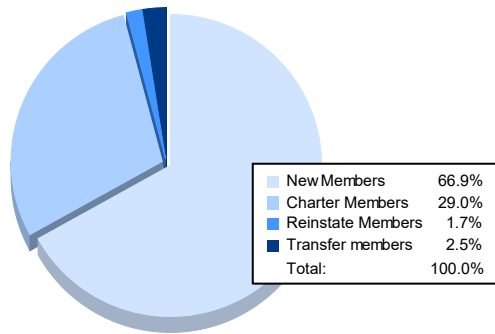


Year	New Clubs	Dropped Clubs	Gain/ Loss Clubs	New Members	Charter Members	Reinstate Members	Transfer Members	Total Member Added	Total Members Dropped	Gain/ Loss Members
2019-2020	4	0	4	257	92	5	19	373	459	-86
2020-2021	4	0	4	410	103	21	17	551	401	150
2021-2022	11	2	9	509	274	14	11	808	596	212
2022-2023	8	6	2	419	249	55	20	743	903	-160
2023-2024	8	4	4	402	174	10	15	601	557	44
<b>Average</b>	<b>7</b>	<b>2</b>	<b>5</b>	<b>399</b>	<b>178</b>	<b>21</b>	<b>16</b>	<b>615</b>	<b>583</b>	<b>32</b>



### Membership Composition June 2024 Cumulative



### Gender Composition June 2024 Cumulative

